

# HR CoaXPress

hr120MCX



## General

Model:	hr120MCX
Product code(s):	F004048
Product series:	HR CoaXPress
Status:	Discontinued

## Sensor

Sensor type:	Area scan
Chroma:	Mono
Spectrum:	Visible
Spectral range:	400 nm to 1000 nm
Resolution:	13,264 × 9,176 (122.00 MP)
Sensor model:	Canon 120MXSM
Sensor architecture (material):	cmos
Shutter type(s):	rolling-shutter
Sensor size:	29.18 × 20.19 mm (35.48 mm, 35.5mm (APS-H))
Pixel size:	2.20 μm × 2.20 μm

## Pixel formats

Sensor bit depth:	8-Bit,10-Bit
Monochrome pixel formats:	mono8, mono10

## Imaging performance

Dynamic range:	60.3 dB
SNR:	39.6 dB

## Timing and gain

Max. frame rate:	9.3 fps
Exposure time:	60 $\mu$ s (max)
Gain:	0.0 dB to 18.0 dB

## I/Os and power

Non-isolated lines:	0 x LVDS input, 0 x LVDS output 0 x TTL input, 0 x TTL output, 2 x 24V input, 4 x Open drain output
Specific non-isolated lines:	1 x RS232 input, 1 x RS232 output, 0 x RS422 input, 0 x RS422 output
Opto-isolated lines:	1 x Optical isolated input, 0 x Optical isolated Input,
Power supply:	10 to 25VDC
Power consumption:	External: 14 W (typical at 12 VDC)

## Operating conditions

Operating temperature (housing):	-10 °C to 55 °C
----------------------------------	-----------------

## Mechanical properties

Body dimensions (L x W x H in mm):	74 x 70 x 70
IP class:	IP30
Lens mount(s):	M58x0.75
Weight:	380 g

## On-board memory and FPGA

Non-volatile memory (Flash):	160 KByte
------------------------------	-----------

## Interfaces

Digital interface:	cxp-6 with 4 connections
Interface connector:	(Din1.0/2.3)

## FW features - image control

Exposure modes:	Manual, Auto
Gain modes:	Auto, Manual
Image control features:	FW Features - Image Control

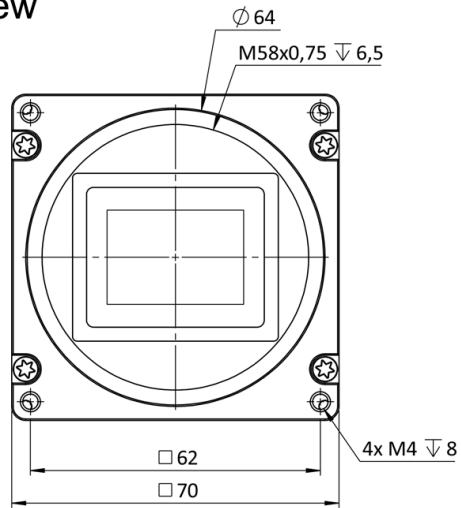
## FW features - camera control

Trigger modes/sync: INTERNAL,SOFTWARE,EXTERNAL

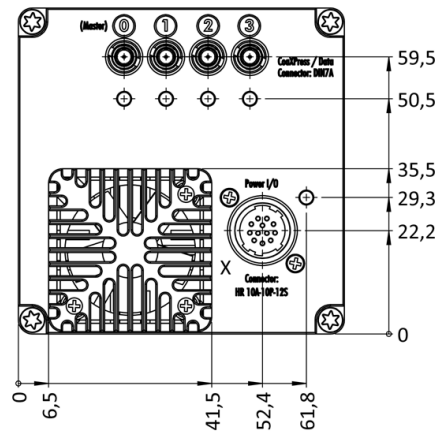
Camera control features: PoCxP, User Sets, PWM(4), Sequencer,

 Specifications Image

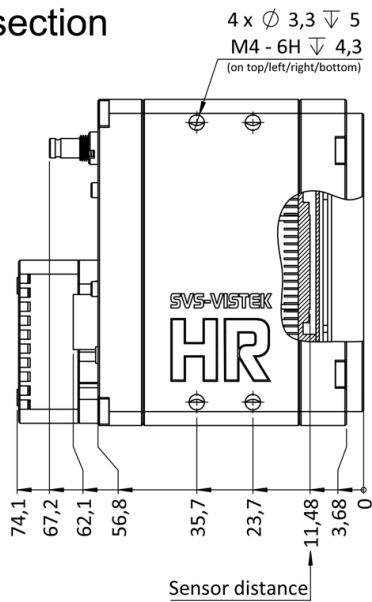
front view



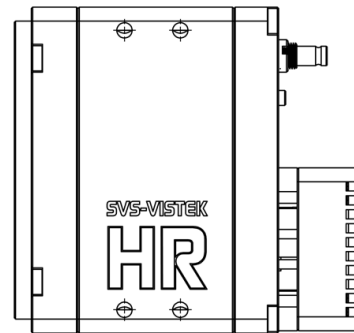
back view



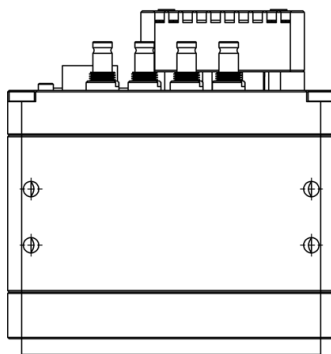
cross section



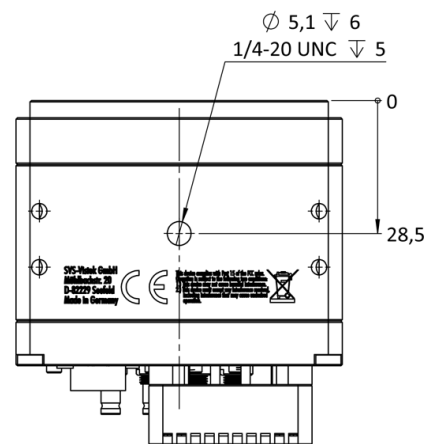
right view



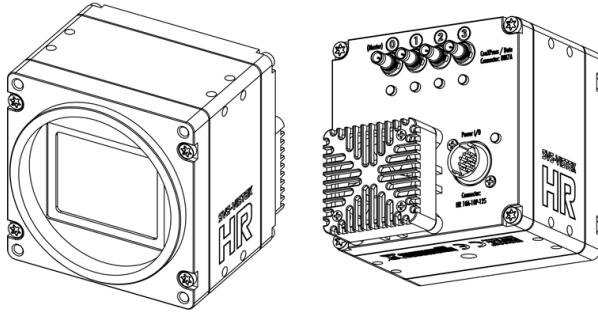
top view



bottom view



## 3D view



## I/O pin assignment



Hirose 12 Pin

1	VIN - (GND)	7	OUT 1 (open drain)
2	VIN + (10 V to 25 V DC)	8	OUT 2 (open drain)
3	IN 4 (RXD RS232)	9	IN 3 + (opto In +)
4	OUT 4 (TXD RS232)	10	IN 3 - (opto In -)
5	IN 1 (0-24V)	11	OUT 3 (open drain)
6	IN 2 (0-24V)	12	OUT 0 (open drain)